

Minnesota State Capitol

A Field Trip Social Narrative



MINNESOTA
STATE
CAPITOL



MINNESOTA
HISTORICAL
SOCIETY

Welcome

I am going to the Minnesota State Capitol today! It is a large, white building with a pointy top. If I look closely at the top, I will see four shiny, golden horses!

I will walk up a wide set of stairs to enter, or I will use the ramp.





Overview

I will explore the Minnesota State Capitol. I will see art and learn about Minnesota's government. I might see where lawyers and judges work. I might see where laws are made.



Arrival

I will wait outside with my group to enter. A tour guide will meet me outside to bring us inside. I will do a great job being patient!



The Capitol is busy!

Many adults and kids come to the State Capitol for different reasons!

It might be very busy and loud the day I visit. If it is too loud for me, I can tell an adult. I might get to meet some of the people who work here.



Storing our backpacks

My teacher will tell me what to do with my things.

I might bring them inside or leave them on the bus.

If I need something from my backpack, I can tell an adult!



MINNESOTA
HISTORICAL
SOCIETY

Restrooms

There are many restrooms
on every floor of the Capitol.
All are accessible.

If I need to use the bathroom,
I can tell an adult.



Museum manners

I will follow the rules at the Minnesota State Capitol. I will stay with my group and won't run. I will not bring food or drink into this space; there are many old objects that I will keep safe by following this rule. People are doing important jobs here. I will use a quiet voice so they can work.



Capitol staff

The museum staff will be there to help me on my field trip. They can answer my questions. Museum staff wear State Capitol blue shirts or blazers.


I may also see security guards or police officers wearing uniforms and badges at the Minnesota State Capitol. They are there to help keep me safe.



Options

I might go on a tour with a guide, or I might explore the Capitol with my teacher. I might do a special activity in a classroom.

I might do an art scavenger hunt, where I can look for art and put shiny gold star stickers in a booklet.



Moving around the Capitol

There are many large staircases at the Capitol! There are also elevators and ramps to get into rooms. I will be able to enter every room that the tour guide brings me to. I can ask a staff person if I can't find a ramp. My group might climb many steep stairs to get to the roof. I might wait downstairs with an adult.



Taking a break

If I need to take a break, that is okay! I can tell an adult. There is a quiet space at the Capitol for my break. The ground level, basement, and 3rd floors are the quietest spaces. There are benches I can sit on. I can relax with an adult until I am ready to rejoin my group.



Changes

The Capitol is always changing!
People use the rooms at the
Capitol for many different
reasons. If an area is closed,
other people might be using it!
If something is closed, it may be
open next time!



The golden horses


If the weather is sunny and nice, I will see the golden horses at the very top of the Capitol. I can climb 63 stairs to get to the horses; it is very high. If I do not want to be up high, I can stay downstairs with an adult. If the weather is bad, I might not be able to see the horses. That is ok. I can come back and see them another time!



Rotunda

I will enter a big room called a rotunda. This room has very high ceilings and lots of different lights. This room has colorful art and flags. There are big, smooth pillars.

In the center of the room there is a golden North Star on the floor. Many people love to look at this room, so it can be loud and echoey.



Tour

I might see where laws are made in the House or the Senate! I might sit with my group in soft, brown seats looking down on a large room with colorful paintings and shiny gold on the walls. The seats might make a squeaking noise. We will be up high, but I am safe! I can sit in the back if I do not want to look down.



Tour

I might see the Supreme Court. We'll sit on benches and learn about the jobs of the justices and lawyers. We'll look up and learn about the paintings in the room.



Tour

I might see the Governor's Reception Room. We'll have to pass security guards to get here. We can see where the Governor meets visitors, signs bills, and does press conferences. I will learn about the paintings in this room.



Classroom activity

My group might do a classroom activity. I will go downstairs and into a classroom to learn. This area will be quieter. We might talk about the Civil War or how I can get involved in government.



Goodbye!

When my field trip is over,
I will leave the Minnesota
State Capitol.

I might eat lunch, go to
another museum, or go
back to my school.



MINNESOTA
HISTORICAL
SOCIETY

**We look forward
to your visit!**



MINNESOTA
HISTORICAL
SOCIETY

Questions?

Visit our website at
mnhs.info/sn-capitol,
call, or email.

Phone: 651-296-2881

Email: statecapitol@mnhs.org



MINNESOTA
HISTORICAL
SOCIETY